















Weekly Report

Thursday January 29, 2009 to Thursday February 5, 2009
Prepared: Thursday February 5, 2009

edge.databalance.com ()

Data Balance Reports Weekly Briefings

Thursday January 29, 2009 to Thursday February 5, 2009

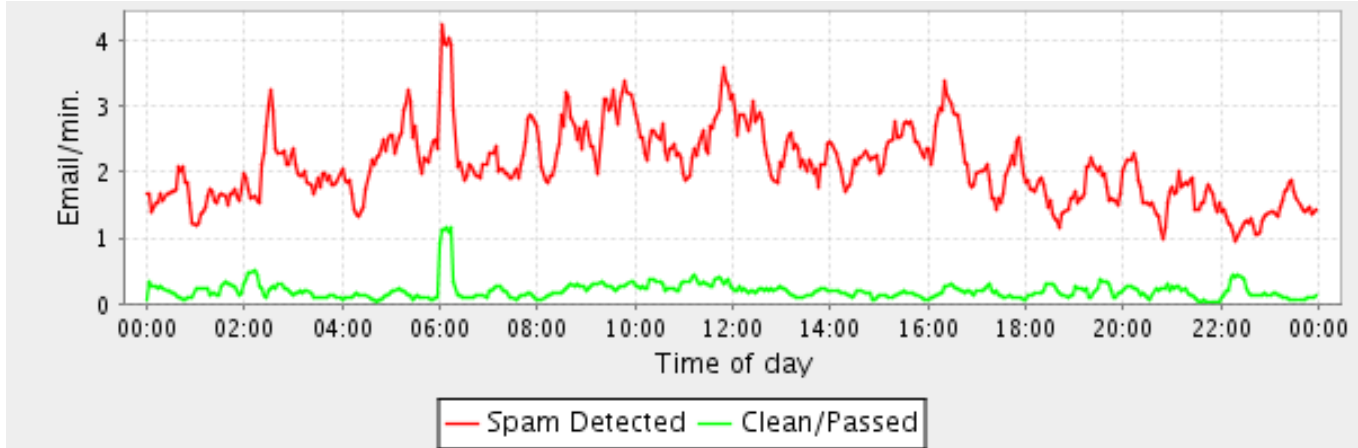
	Spam Blocker	click here
	Phish Blocker	click here
	Spyware Blocker	click here
	Web Filter	click here
	Kaspersky Virus Blocker	click here
	Virus Blocker	click here
	Intrusion Prevention	click here
	Protocol Control	click here
	Remote Access Portal	click here
	Attack Blocker	click here
	Configuration Backup	click here
	Reports	click here



Spam Blocker Weekly Briefing

Thursday January 29, 2009 to Thursday February 5, 2009

Visual Summary



Vital Statistics

Scanned emails (SMTP)	23,106	
Spam & Quarantined	21,125	91.43%
Clean & Passed	1,981	8.57%
<hr/>		
Scanned emails (POP/IMAP)	20	
Spam & Marked	3	15.00%
Clean & Passed	17	85.00%

Detailed Reports [disabled]

To receive detailed reports enable "Include Incident Lists in Emails" in the "Generation Settings" tab of Data Balance Reports.



Spam Blocker - Summary

January 29, 2009 to February 05, 2009

Top 15 SMTP Recipients

Recipient	Count	%
hoqdatabalancemac@datbalance.com	1257	5%
jlawrence@datbalance.com	911	4%
jlawrence@fastpchelp.com	822	4%
cvreeland@datbalance.com	595	3%
lawrence@fastpchelp.com	551	2%
gbishop@datbalance.com	550	2%
magic@fastpchelp.com	538	2%
mchilds@fastpchelp.com	520	2%
correspondence@datbalance.com	509	2%
mirhi@fastpchelp.com	505	2%
depdatbalancegin@datbalance.com	467	2%
service@datbalance.com	390	2%
ticket@datbalance.com	339	1%
inventory@fastpchelp.com	324	1%
ppope@datbalance.com	315	1%
Top 15 Totals:	8588	37%
Overall Totals:	23106	100%

Top 15 POP/IMAP Recipients

User account	Count	%
gthardy@averware.com	20	100%
Top 15 Totals:	20	100%
Overall Totals:	20	100%

Top 15 POP/IMAP Spam

User account	Count	%
gthardy@averware.com	3	100%
Top 15 Totals:	3	100%
Overall Totals:	3	100%

Top 15 SMTP Spam Recipients

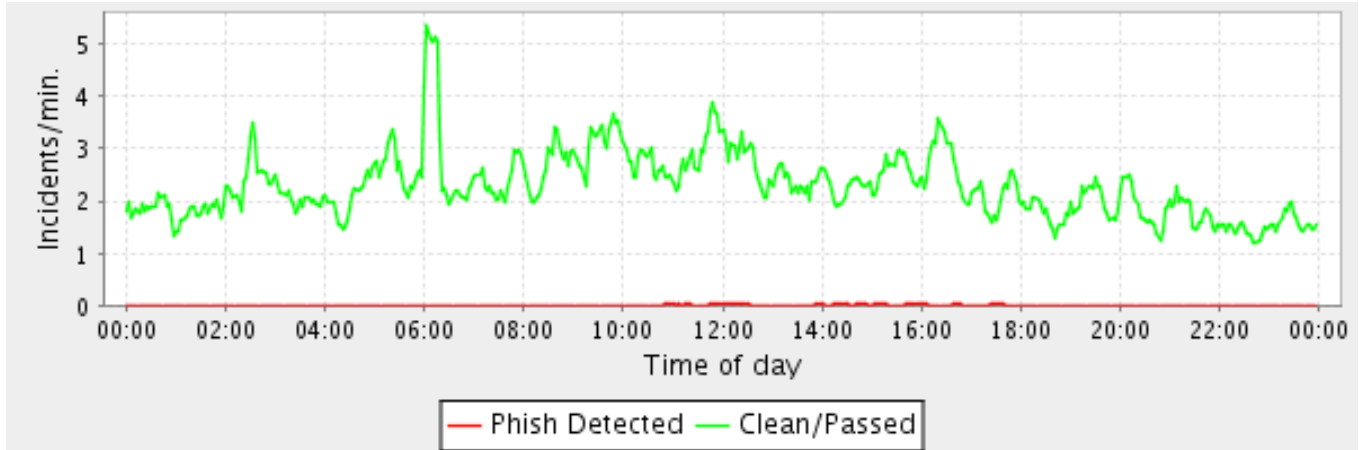
Recipient	Count	%
hoqdatabalancemac@datbalance.com	1252	6%
jlawrence@fastpchelp.com	811	4%
cvreeland@datbalance.com	574	3%
lawrence@fastpchelp.com	540	3%
magic@fastpchelp.com	535	3%
mchilds@fastpchelp.com	516	2%
correspondence@datbalance.com	508	2%
mirhi@fastpchelp.com	504	2%
depdatbalancegin@datbalance.com	466	2%
gbishop@datbalance.com	387	2%
jlawrence@datbalance.com	367	2%
service@datbalance.com	342	2%
ticket@datbalance.com	337	2%
inventory@fastpchelp.com	321	2%
datbalance.comservice@datbalance.	293	1%
Top 15 Totals:	7750	37%
Overall Totals:	21125	100%



Phish Blocker Weekly Briefing

Thursday January 29, 2009 to Thursday February 5, 2009

Visual Summary



Vital Statistics

Scanned emails (SMTP)	23,144	
Phish & Quarantined	32	0.14%
Phish & Blocked	0	0.00%
Phish & Marked	0	0.00%
Phish & Passed	0	0.00%
Clean & Passed	23,112	99.86%
Scanned emails (POP/IMAP)	21	
Phish & Marked	1	4.76%
Phish & Passed	0	0.00%
Clean & Passed	20	95.24%
Web logged violations: Phish & Blocked	0	

Detailed Reports [disabled]

To receive detailed reports enable "Include Incident Lists in Emails" in the "Generation Settings" tab of Data Balance Reports.



Phish Blocker - Summary

January 29, 2009 to February 05, 2009

Top 15 SMTP Phish Recipients

Recipient	Count	%
jlawrence@datbalance.com	4	13%
cvreeland@datbalance.com	3	9%
gbishop@datbalance.com	3	9%
jlawrence@fastpchelp.com	2	6%
gbshop@fastpchelp.com	1	3%
mattardo@datbalance.com	1	3%
jlawrenceh@fastpchelp.com	1	3%
mirhia@fastpchelp.com	1	3%
jondatabalancebeh@datbalance.com	1	3%
service@datbalance.com	1	3%
hoqdatbalancemac@datbalance.com	1	3%
lawrence@fastpchelp.com	1	3%
johnsmithsvt@fastpchelp.com	1	3%
jlawrencek@datbalance.com	1	3%
lawrencejlawrence@fastpchelp.com	1	3%
Top 15 Totals:	23	72%
Overall Totals:	32	100%

Top 15 POP/IMAP Phish

User account	Count	%
gthardy@averware.com	1	100%
Top 15 Totals:	1	100%
Overall Totals:	1	100%

Top 15 Web Phish Violators

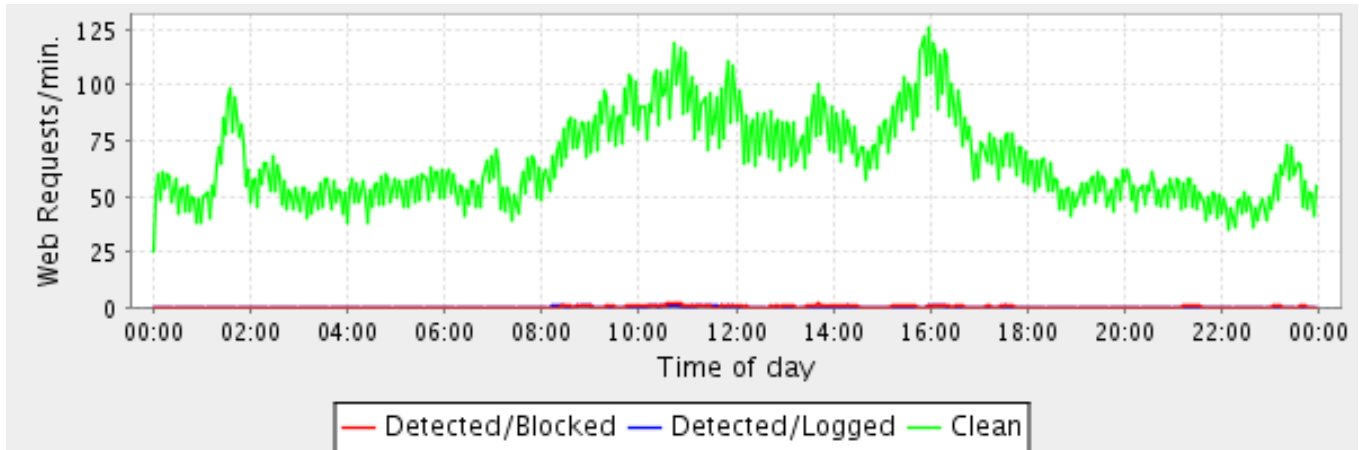
User	Violations	%
Top 15 Totals:	0	-%
Overall Totals:	0	-%



Spyware Blocker Weekly Briefing

Thursday January 29, 2009 to Thursday February 5, 2009

Visual Summary



Vital Statistics

Potential spyware communications detected	3,864	
Blocked cookies	16	0.41%
Blocked activeX	0	0.00%
Blocked URLs	2,521	65.24%
Logged subnet accesses	1,327	34.34%
Clean communications detected	666,108	

Detailed Reports [disabled]

To receive detailed reports enable "Include Incident Lists in Emails" in the "Generation Settings" tab of Data Balance Reports.

Top 15 Suspicious Clients

User	Count	%
192.168.2.139	228	17%
192.168.2.117	203	15%
192.168.2.120	188	14%
192.168.2.126	186	14%
192.168.2.115	136	10%
192.168.2.101	113	8%
192.168.2.127	97	7%
192.168.2.105	61	5%
192.168.2.104	28	2%
192.168.2.106	26	2%
192.168.2.133	18	1%
192.168.2.16	14	1%
192.168.2.114	11	1%
192.168.2.12	10	1%
192.168.2.122	4	0%
Top 15 Totals:	1323	99%
Overall Totals:	1337	100%

Top 15 Subnet Accesses

Name	Count	%
Archer	366	27%
DoubleClick	218	16%
Webtrends	204	15%
Dotster/iHoldings	186	14%
Neucom	125	9%
Mediaplex	48	4%
WebTrends	45	3%
Tribalfusion	28	2%
24/7	21	2%
Atlas	20	1%
DynamicPipe	20	1%
FriendGreeting	18	1%
Hitbox	18	1%
15X	6	0%
Advertbar	5	0%
Top 15 Totals:	1328	99%
Overall Totals:	1337	100%

Top 15 Cookies

Domain	Count	%
server.iad.liveperson.net	16	100%
Top 15 Totals:	16	100%
Overall Totals:	16	100%

Top 15 ActiveX

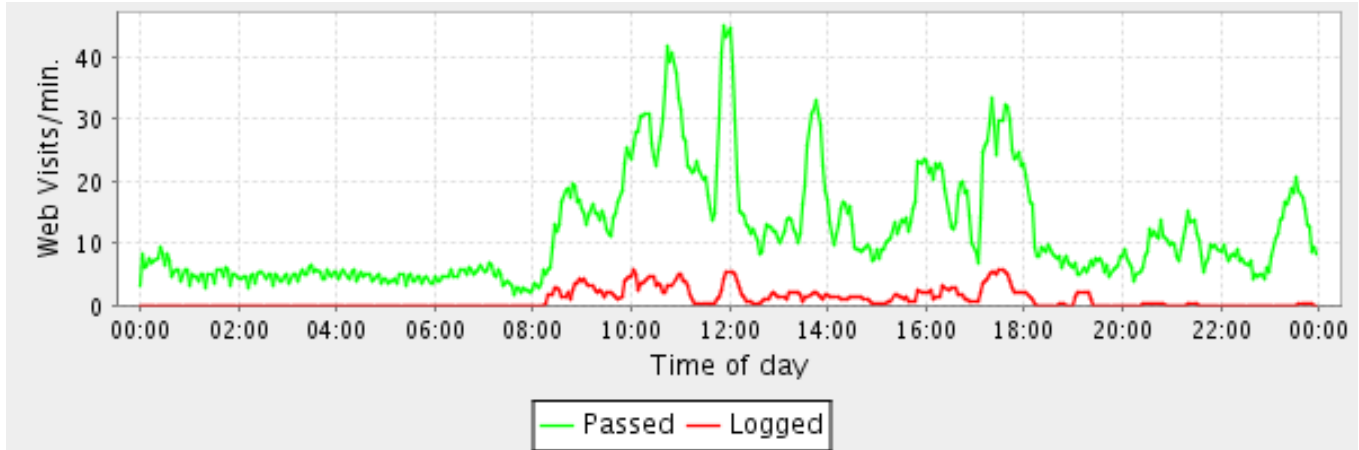
User	Count	%
Top 15 Totals:	0	-%
Overall Totals:	0	-%



Web Filter Weekly Briefing

Thursday January 29, 2009 to Thursday February 5, 2009

Visual Summary



Vital Statistics

Filtered web traffic	33.231 GBytes	
Scanned web visits	128,178	
Logged web visits	9,653	7.53%
Passed web visits	118,525	92.47%

Detailed Reports [disabled]

To receive detailed reports enable "Include Incident Lists in Emails" in the "Generation Settings" tab of Data Balance Reports.



Web Filter - Summary

January 29, 2009 to February 05, 2009

Top 15 Visited Domains

Domain	Hits	%
sp.databalance.com	35845	28%
c1.neweggimages.com	18472	14%
geo.yahoo.com	2280	2%
www.microsoft.com	1715	1%
www.google.com	1577	1%
www.databalance.com	1418	1%
clients1.google.com	1157	1%
download.windowsupdate.com	1123	1%
toolbarqueries.google.com	1070	1%
www.google-analytics.com	1061	1%
update.microsoft.com	1058	1%
www.newegg.com	1019	1%
cwnj01.landoctors.com	973	1%
crl.microsoft.com	955	1%
cm.newegg.com	939	1%
Top 15 Totals:	70662	55%
Overall Totals:	128178	100%

Top 15 Web Users (Hits)

User	Hits	%
97.106.96.85	26961	21%
192.168.2.115	18679	15%
sjlawrence	14599	11%
cnapp	14203	11%
cpurcell	12016	9%
dpearson	10120	8%
ghardy	4947	4%
192.168.1.102	4163	3%
gbishop	3550	3%
24.73.126.206	3058	2%
192.168.2.108	2399	2%
192.168.2.106	1991	2%
192.168.2.104	1658	1%
192.168.2.126	1620	1%
97.66.24.186	1257	1%
Top 15 Totals:	121221	95%
Overall Totals:	128178	100%

Top 15 Logged Violators

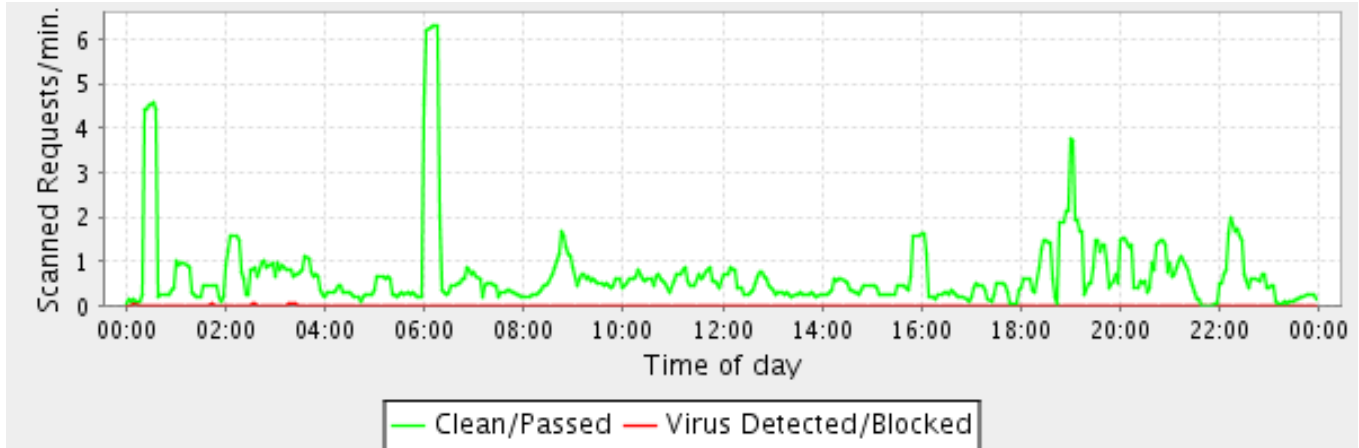
User	Violations	%
Top 15 Totals:	0	-%
Overall Totals:	0	-%

Top 15 Web Users (Size)

User	Size (MB)	%
192.168.2.115	263.70	19%
fpch	236.58	17%
ghardy	155.09	11%
24.227.87.230	120.06	9%
sjlawrence	104.29	7%
cpurcell	81.90	6%
192.168.2.114	80.13	6%
192.168.2.129	77.40	6%
gbishop	66.75	5%
192.168.2.126	55.74	4%
cnapp	46.53	3%
dpearson	32.70	2%
192.168.2.106	21.97	2%
97.106.96.85	10.81	1%
192.168.2.21	7.02	0%
Top 15 Totals:	1,360.69	97%
Overall Totals:	1,404.84	100%



Visual Summary



Vital Statistics

Virus Definitions	2009-02-05	
Scanned Web downloads	2,397	
Infected & Blocked	0	0.00%
Clean & Passed	2,397	100.00%
Scanned FTP downloads	2	
Infected & Blocked	0	0.00%
Clean & Passed	2	100.00%
Scanned emails	4,679	
Infected & Blocked	25	0.53%
Clean & Passed	4,654	99.47%

Detailed Reports [disabled]

To receive detailed reports enable "Include Incident Lists in Emails" in the "Generation Settings" tab of Data Balance Reports.



Kaspersky AntiVirus - Summary

January 29, 2009 to February 05, 2009

Top 15 Web Viruses

Virus Name	Count	%
Top 15 Totals:	0	-%
Overall Totals:	0	-%

Top 15 FTP Viruses

Virus Name	Count	%
Top 15 Totals:	0	-%
Overall Totals:	0	-%

Top 15 Email Viruses

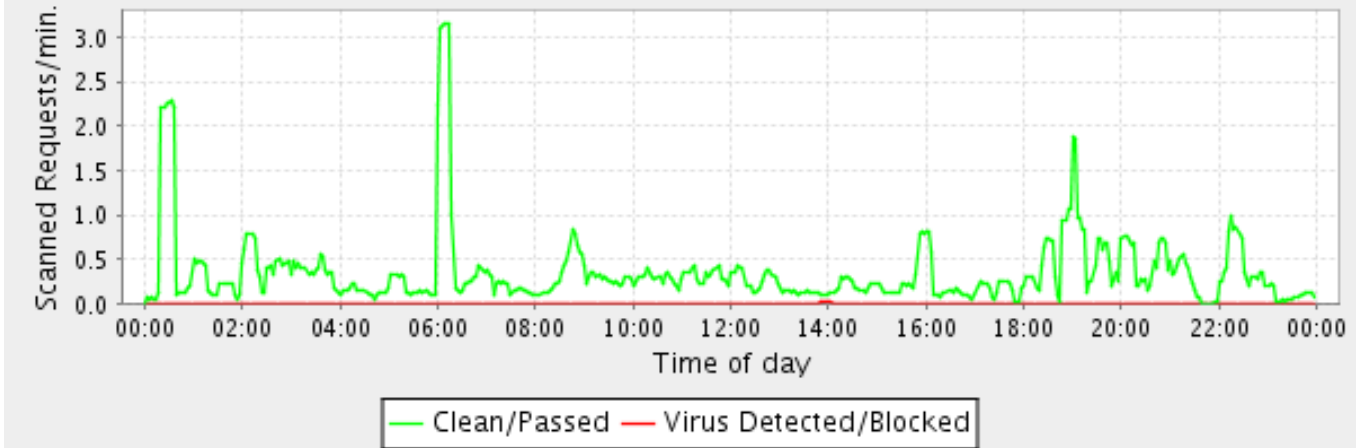
Virus Name	Count	%
Email-Worm.Win32.NetSky.q	25	100%
Top 15 Totals:	25	100%
Overall Totals:	25	100%



Virus Blocker Weekly Briefing

Thursday January 29, 2009 to Thursday February 5, 2009

Visual Summary



Vital Statistics

Virus Definitions	8951 -- Thu Feb 5 00:07:22 2009	
Scanned Web downloads	1,198	
Infected & Blocked	0	0.00%
Clean & Passed	1,198	100.00%
Scanned FTP downloads	1	
Infected & Blocked	0	0.00%
Clean & Passed	1	100.00%
Scanned emails	2,323	
Infected & Blocked	4	0.17%
Clean & Passed	2,319	99.83%

Detailed Reports [disabled]

To receive detailed reports enable "Include Incident Lists in Emails" in the "Generation Settings" tab of Data Balance Reports.



Clam AntiVirus - Summary

January 29, 2009 to February 05, 2009

Top 15 Web Viruses

Virus Name	Count	%
Top 15 Totals:	0	-%
Overall Totals:	0	-%

Top 15 FTP Viruses

Virus Name	Count	%
Top 15 Totals:	0	-%
Overall Totals:	0	-%

Top 15 Email Viruses

Virus Name	Count	%
MSRBL-Images.4-0-wx1W	4	100%
Top 15 Totals:	4	100%
Overall Totals:	4	100%

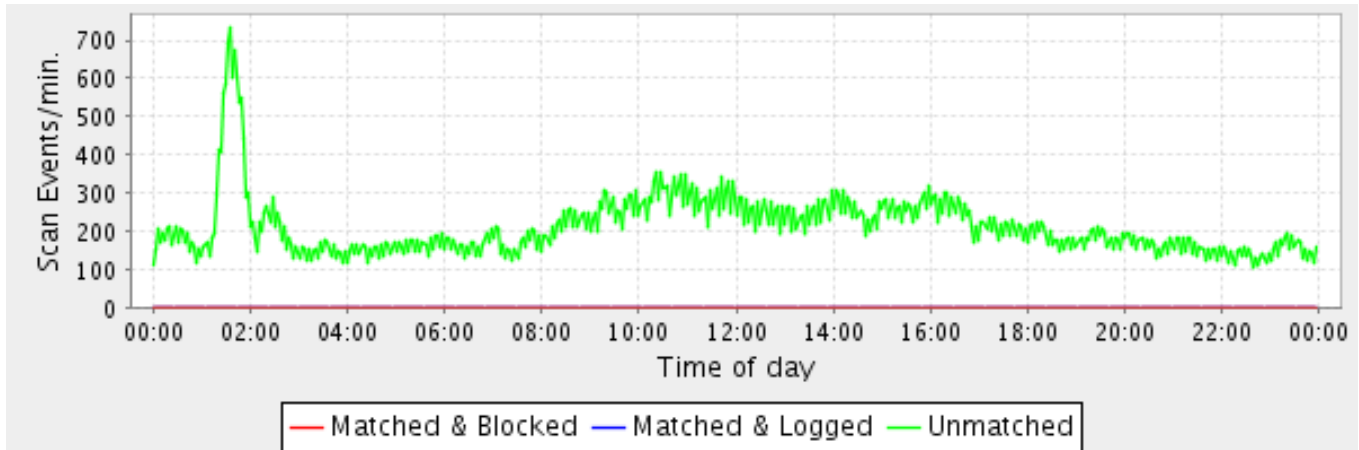


Intrusion Prevention

Weekly Briefing

Thursday January 29, 2009 to Thursday February 5, 2009

Visual Summary



Vital Statistics

Total Scan Events	2.038 M	
Matched & Logged	0	0.00%
Matched & Blocked	1	0.00%
Unmatched	2.038 M	100.00%

Detailed Reports [disabled]

To receive detailed reports enable "Include Incident Lists in Emails" in the "Generation Settings" tab of Data Balance Reports.



Intrusion Prevention - Summary

January 29, 2009 to February 05, 2009

Top 15 IPS Events

SID	Classification	Description	Action	Count
3550	Attempted User Privilege Gain	WEB-CLIENT HTML http scheme hostname overflow	blocked	1

Top 15 Client IPS Events

SID	Client	Passed	Blocked	Total Actions
3550	192.168.2.101	0	1	1

Top 15 Server IPS Events

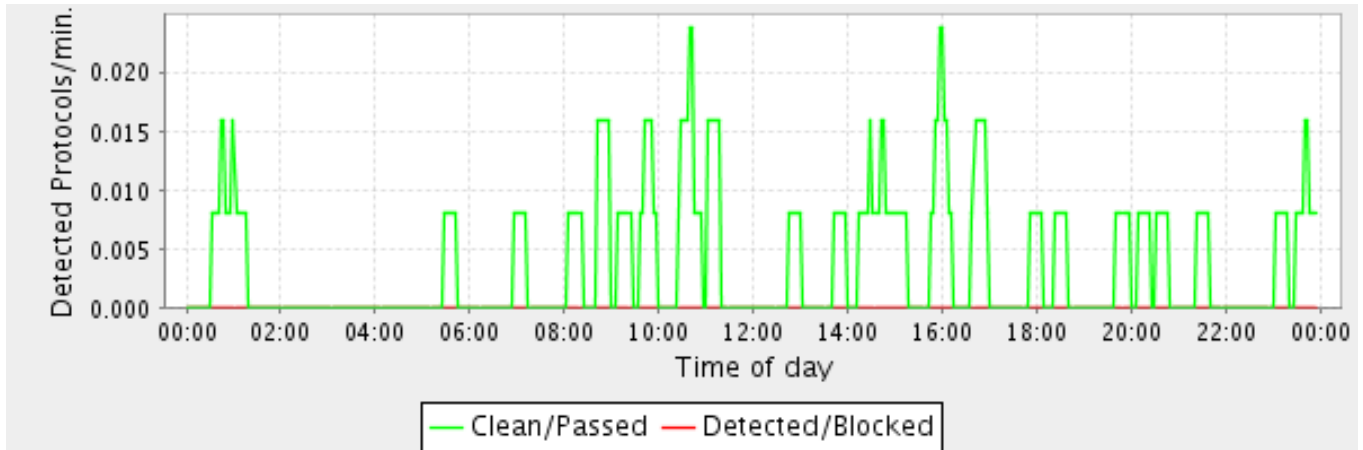
SID	Server	Passed	Blocked	Total Actions
3550	216.239.116.65	0	1	1



Protocol Control Weekly Briefing

Thursday January 29, 2009 to Thursday February 5, 2009

Visual Summary



Vital Statistics

Detected protocol sessions	36	
Blocked sessions	0	0.00%
Passed sessions	36	100.00%

Detailed Reports [disabled]

To receive detailed reports enable "Include Incident Lists in Emails" in the "Generation Settings" tab of Data Balance Reports.



Protocol Control - Summary

January 29, 2009 to February 05, 2009

Top 15 Logged Protocols

Protocol	Logs	Size (MB)	%Size
MSN Messenger	14	0.53	88%
Yahoo messenger	1	0.07	11%
AIM	21	0.00	1%
Top 15 Totals:	36	0.60	100%
Overall Totals:	36	0.60	100%

Top 15 Blocked Protocols

Protocol	Blocks	Size (MB)	%Size
Top 15 Totals:	0	0.00	-%
Overall Totals:	0	0.00	-%



Remote Access Portal

Weekly Briefing

Thursday January 29, 2009 to Thursday February 5, 2009

Vital Statistics

User logins	3	
Successful	2	66.67%
Failed	1	33.33%
User logouts	1	

Detailed Reports [disabled]

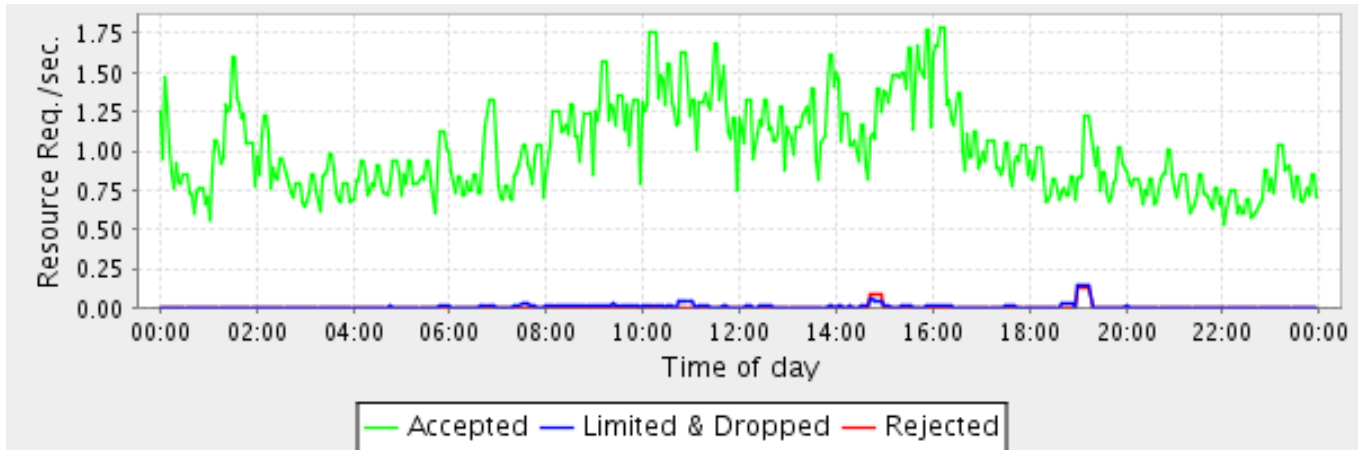
To receive detailed reports enable "Include Incident Lists in Emails" in the "Generation Settings" tab of Data Balance Reports.



Attack Blocker Weekly Briefing

Thursday January 29, 2009 to Thursday February 5, 2009

Visual Summary



Vital Statistics

Resource requests	616,317	
Accepted	610,672	99.08%
Limited	2,059	0.33%
Dropped	2,038	0.33%
Rejected	1,548	0.25%
Resource allocation selectivity		
Normal		99.99%
Increased		0.01%
High		0.00%
Defensive		0.00%

Detailed Reports [disabled]

To receive detailed reports enable "Include Incident Lists in Emails" in the "Generation Settings" tab of Data Balance Reports.



Attack Blocker - Summary

January 29, 2009 to February 05, 2009

Top 15 Resource Violators

Rank	Host	Drops	Rejects	Limits	Total
1	192.168.2.12	1249	1548	72	2869
2	192.168.2.16	612	0	1439	2051
3	192.168.2.126	73	0	152	225
4	192.168.2.117	19	0	131	150
5	192.168.2.105	26	0	45	71
6	192.168.2.114	0	0	69	69
7	192.168.2.139	57	0	6	63
8	192.168.2.115	0	0	27	27
9	192.168.2.122	2	0	20	22
10	192.168.2.101	0	0	18	18
11	192.168.2.104	0	0	16	16
12	192.168.2.110	0	0	12	12
13	192.168.2.109	0	0	11	11
14	192.168.2.87	0	0	10	10
15	192.168.2.103	0	0	7	7



Configuration Backup Weekly Briefing

Thursday January 29, 2009 to Thursday February 5,
2009

Vital Statistics

Successful backups	7
Failed backups	0

Detailed Reports [disabled]

To receive detailed reports enable "Include Incident Lists in Emails" in the "Generation Settings" tab of Data Balance Reports.

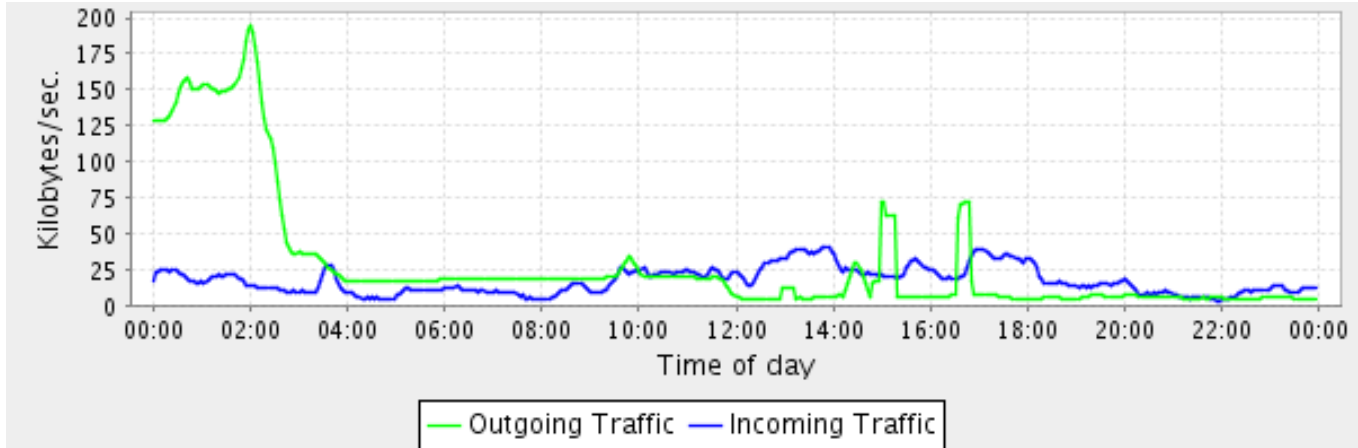


Reports

Weekly Briefing

Thursday January 29, 2009 to Thursday February 5, 2009

Visual Summary



Vital Statistics

Average data transfer rates			
Per second	46.441 KBytes/sec		
Per day	3.845 GBytes/day		
Data transferred			
Outbound	16.774 GBytes	62.57%	
Inbound	10.025 GBytes	37.43%	
Sessions created			
Outbound	419,327	78.71%	
Inbound	113,431	21.29%	
Administrative logins			
Successful	8	100.00%	
Failed	0	0.00%	

Detailed Reports [disabled]

To receive detailed reports enable "Include Incident Lists in Emails" in the "Generation Settings" tab of Data Balance Reports.



Administrative Access - Summary

January 29, 2009 to February 05, 2009

Top 15 Logins Accepted				Top 15 Logins Denied			
User	Login	Count	%	User	Login	Count	%
24.73.126.206	admin	3	38%	Top 15 Totals:		0	-%
192.168.2.117	dbicot	2	25%	Overall Totals:		0	-%
192.168.2.18	admin	1	13%				
192.168.2.126	admin	1	13%				
192.168.2.14	admin	1	13%				
Top 15 Totals:		8	100%				
Overall Totals:		8	100%				